

Specification/standard

规范 / 标准

Specification	IEC 61984
规范	IEC 60664-1
	IEC 61373
Authentication	
认证	

Current carrying capacity

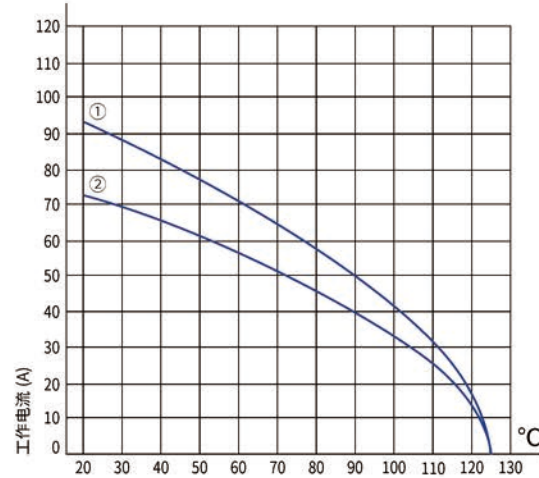
电流承载能力

连接器的电流承载能力受接触件和绝缘部件的热负荷能力限制。降额曲线在不超过允许的最高温度下，有限显示电流均匀持续地通过连接器的每个接点。测试方法参照 DIN EN 60512-5。

The current carrying capacity of the connector is limited by the thermal load capacity of the contact and insulating parts. Under the condition that the derating curve does not exceed the maximum allowable temperature, the limited display current uniformly and continuously passes through each contact of the connector. The test method refers to DIN EN 60512-5.

Insert 插芯

接插件针数	4
Number of contacts	
依据 IEC61984 的额定电压	
Rated voltage according to IEC61984	
额定电流	80A
Rated current	
额定电压	830V
Rated voltage	
额定脉冲电压	8kV
Rated impulse voltage	
污染程度	3
Pollution degree	
依据 UL/USA 额定电压	600/300V
Rated voltage according to UL/USA	
绝缘电阻	$\geq 10^{10}\Omega$
Insulation resistance	
材料	阻燃 PC
Material	Flame retardant PC
温度范围	-40°C~+125°C
Limiting temperatures	
阻燃等级	UL94-V0
Flame retardant grade	
可插拔次数	≥ 500 次
Mechanical life	



环境温度 (°C)

- ① 导体截面积: 16mm²
- ② 导体截面积: 10mm²

Ambient temperature (°C)

- ① Conductor cross section : 6.0mm²
- ② Conductor cross section : 4.0mm²


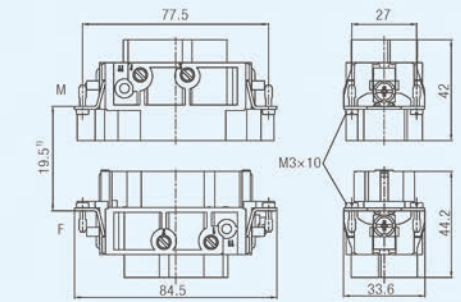

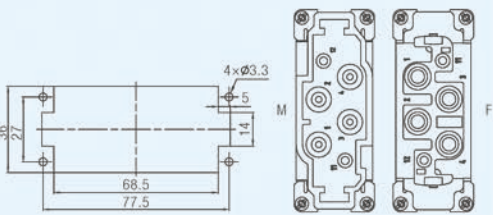
Contacts 插针

强电针	
Strong electricity contacts	
材料	铜合金
Material	Copper alloy
表面处理	镀银
Surface treatment	Silver plated
接触电阻	$\leq 0.3m\Omega$
Contact resistance	
螺栓连接	
Screw terminal	
mm ²	1.5-1.6mm ²
AWG	16-6
拧紧力矩	
Tightening torque	
mm ²	1.5 2.5 4 6 10 16
N.M	1.2 2 3 3 3 3
剥线长度	14mm
Stripping length	

针数量 Number of contacts

4/0 +

Shell size: matching 16A/16B shell
外壳尺寸: 匹配 16A/16B 外壳

Description 描述	Specification 型号	Order number 订货号		比例图 尺寸单位 (mm) Scale drawings Dimension unit
		公插芯 Male	母插芯 Female	
螺栓连接 Screw terminal 	HDC-HK4/0-M	113060100499		 <p>接插体之间最大距离 21mm Maximum distance between connectors is 21mm</p>
	HDC-HK4/0-F	113060200485		
				 <p>面板安装开孔尺寸 Panel mounting hole size</p> <p>接触面孔位排布 Contact position arrangement</p>